


## ISOLATING SWITCHES



### **Description:**

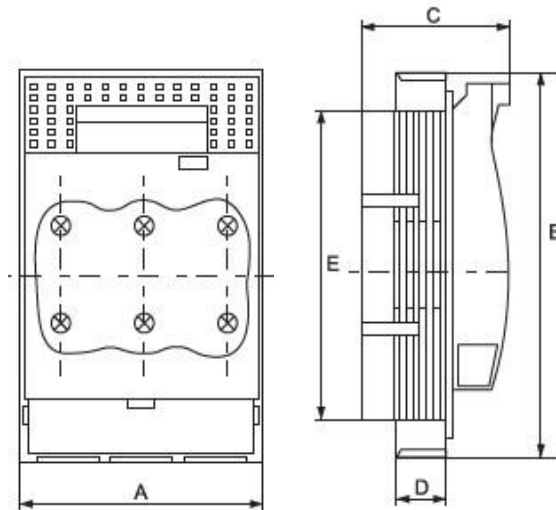
Designed in two types – **horizontal and vertical**. They represent a combination of low voltage isolating switch and high power safety devices mounted in a common plastic corpus. They are used for low voltage distribution boards and complete transformer substations (CTS) where visible circuit distribution is necessary. They provide safety and convenience at fuse links change.

The plastic corpus increases the IP code and the plastic lid provides simultaneous circuits switching on/off. The lid allows easy removing which is additional measure at repairs. The vertical isolating switches are mounted directly to the power supply rails which enables the exploitation and improves the safety of the staff.

Technical data:	
Rated voltage:	500V
Rated short circuit current:	according to the mounted fuse links
Number of poles:	3
Impulse voltage wear resistance:	8kV
Mechanical wear resistance:	3000 cycles
IP code:	IP40
Plastic:	UV rays wear resistance
Ambient temperature:	-5 to +65°C
Altitude:	up to 2000m

## I. Horizontal

### Dimensions:



Dimensions  
(mm)

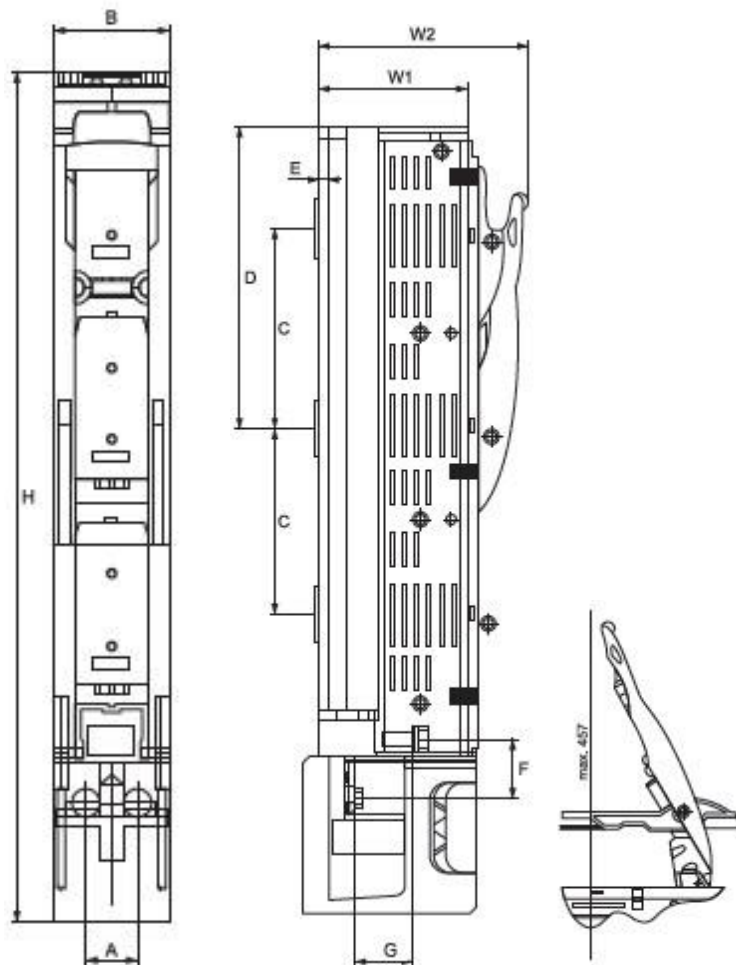
Base type	A	B	C	D	E
THB - 160	105	160	85	45	100
THB - 250	185	220	111	66	180
THB - 400	210	260	130	88	205
THB - 630	256	270	140	94.5	245

## Basic data:

Type	In (A)	Un (V)	Fuse link type	Packing / Box (pcs)	Catalogue number
THB	160	500, 600	NT00	1 / 18	44801
THB	250	500, 600	NT1	1 / 6	44802
THB	400	500, 600	NT2	1 / 4	44803
THB	630	500, 600	NT3	1 / 4	44804

## II. Vertical

### Dimensions:



## Dimensions (mm)

A	B	C	D	E	F	G	H	W1	W2
50	99	185	290	2	57	58	746	146	195

## Basic data:

Type	In (A)	Un (V)	Fuse link type	Packing / Box (pcs)	Catalogue number
HG2B	160	500, 600	NT00	1 / 4	44805
HG2B	250	500, 600	NT1	1 / 4	44806
HG2B	400	500, 600	NT2	1 / 4	44807
HG2B	630	500, 600	NT3	1 / 4	44808

## Standards:

- EN 60947-3
- EN 60947-1

